

ALGEBRA BOOT CAMP

DAY 2 PATTERNS

PART A: For each pattern below:

1. Explain how you build the next figure
2. Fill in the table of values
3. Write an *expression*

Pattern #1

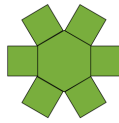


Fig. 1

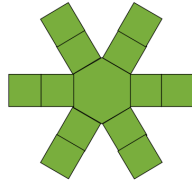


Fig. 2

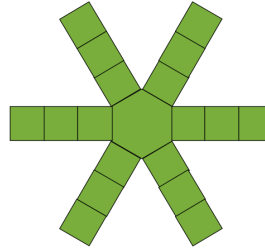


Fig. 3

1. _____

2.

Figure #	1	2	3	4	5	7	12	25	100
# of Shapes									

3. Write an expression for the **number of shapes** in terms of the figure number.

Pattern #2



Fig. 1




Fig. 2

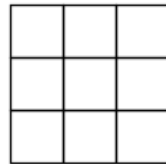


Fig. 3

1. _____

2.

Figure #	1	2	3	4	5	7	12	25	100
Perimeter									

3. Write an expression for the **perimeter** in terms of the figure number.

PART B: For each pattern below:

1. Create a table of values
2. Write an *expression* for the number of squares in terms of the figure number

Pattern #3



Fig. 1

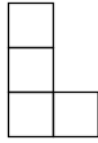


Fig. 2



Fig. 3

Pattern #4

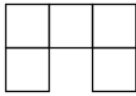


Fig. 1

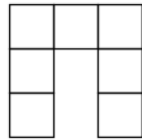


Fig. 2

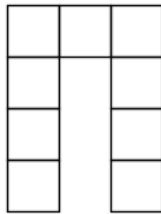


Fig. 3

Pattern #5

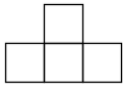


Fig. 1

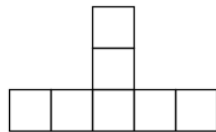


Fig. 2

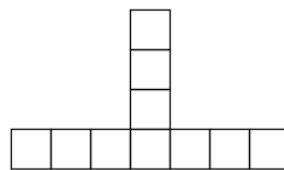


Fig. 3